







1. Carefully cut out the figures on this page (you might need an adult to help you).
2. Cut slits along the dotted lines, then slide the slits together. This will allow the figure to stand up. Use a piece of tape for extra strength.
3. Can you retell the story using the figures?



KS1

Princess Penny Small World Story Figures

